


SLICKLINE WINCH OPERATORS PANEL AMS3A344

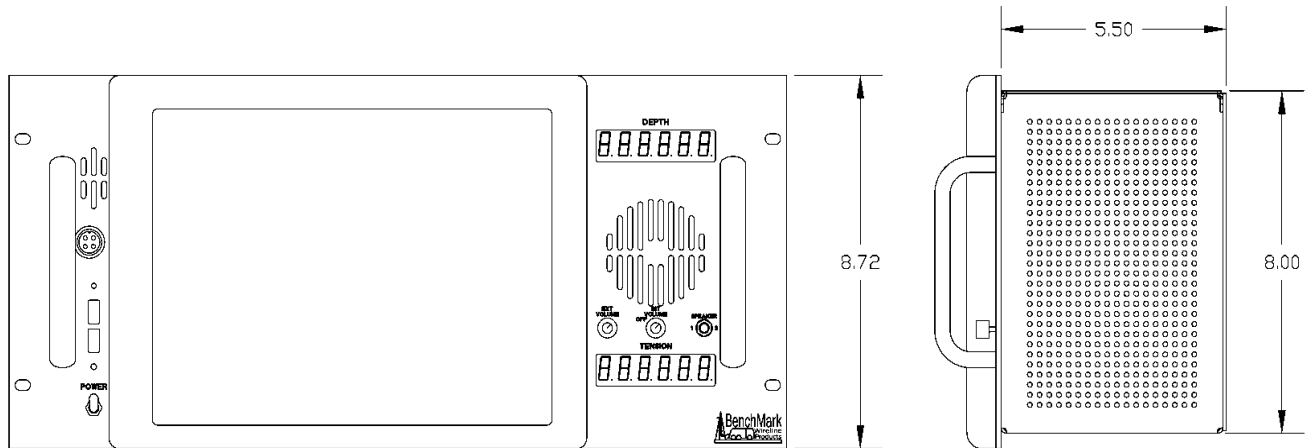


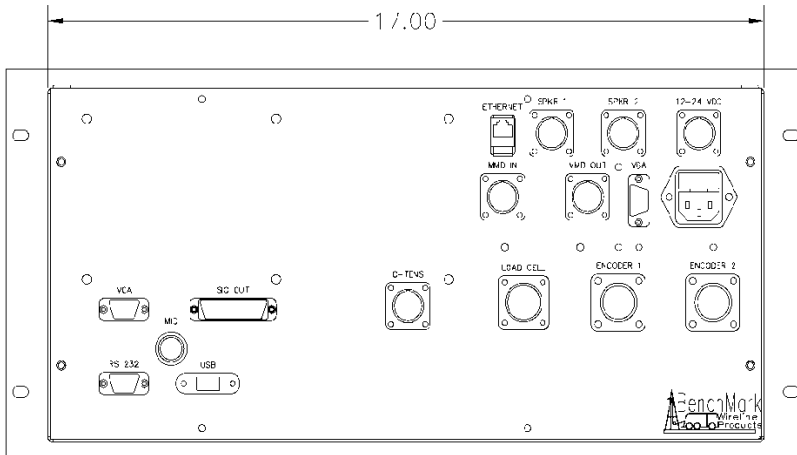
This panel is used to acquire and display depth and tension data from a wireline logging winch unit. The panel provides the operator a means to set and make adjustments to the data as necessary. Depth is displayed from data provided from an encoder mounted on a measuring device. The tension data is provided by a load pin and is also passed through to the acquisition system. The panel will operate with the BenchMark Slickline and E-Line Measuring Devices for slick line, braided line, and cased hole e-line services.



The system consists of two main components, the real time acquisition board and the PC. The acquisition board provides power to and processes the signals from the encoders, load pin, and magnetic mark detector. This board operates independent from the PC and is instantly on when power is applied. It also is connected to displays for depth and tension. This allows depth and tension to be displayed immediately on power up and always be displayed regardless of the PC status

The PC uses an Intel based high speed processor running MS Windows XP embedded. The PC includes a color touch screen for operator input and command entry. The PC is Ethernet ready for connection to the internet for remote display and control.





WEIGHT:

PANEL ONLY: 10 LBS 4.55 KG

POWER REQUIREMENTS:

INPUT VOLTAGE: 12 – 24VDC
120 – 240VAC

INPUT CURRENT: 4 AMPS STARTUP SURGE
3 AMPS NORMAL OPERATION